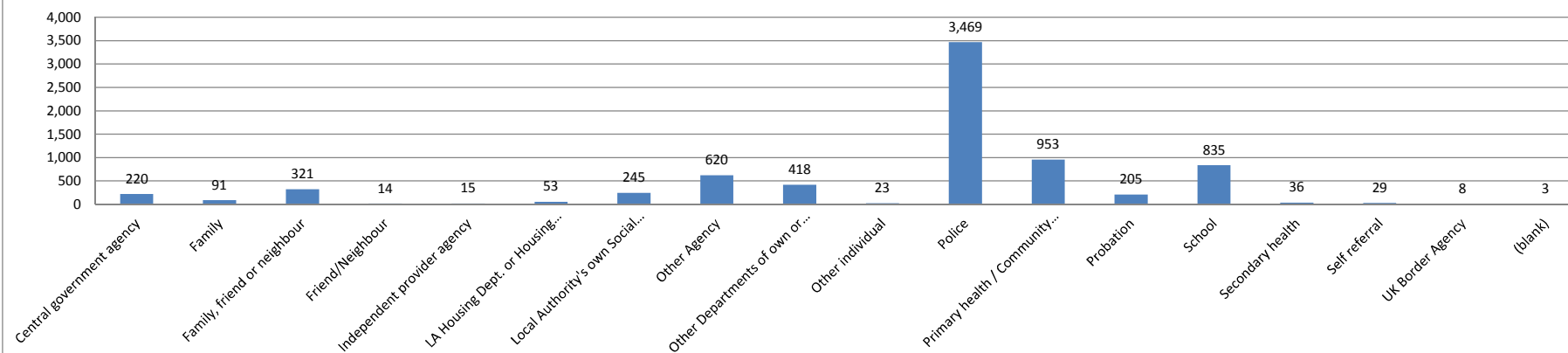


### Summary of Wellbeing Contact / Referrals Quarter 1 2016-17

Source/Outcome	CS - Information Received on Open Case	CS - JAF Required	CS - Manager's Authorisation Required	CS - Move to Strategy Discussion/Meeting	CS - No Further Action	CS - Signpost to Early Intervention	CS - Wellbeing Assessment	NULL	Grand Total
Central government agency	4			2	208		6		220
Family	4		1		72	2	12		91
Family, friend or neighbour	8		6	7	265	8	27		321
Friend/Neighbour				2	12				14
Independent provider agency	13			2					15
LA Housing Dept. or Housing Association	8				28		17		53
Local Authority's own Social Services Dept.	20		3	61	145	1	15		245
Other Agency	100		2	32	402	11	69	4	620
Other Departments of own or other LA	30			29	327		32		418
Other individual	3			1	17	1	1		23
Police	881		7	104	2,319	17	104	37	3,469
Primary health / Community health	221	3	2	47	547	32	94	7	953
Probation	8			4	185	1	7		205
School	104		6	117	524	9	74	1	835
Secondary health	4	4	1	3	18		6		36
Self referral	1				22	3	3		29
UK Border Agency	1				6		1		8
(blank)								3	3
<b>Grand Total</b>	<b>1,410</b>	<b>7</b>	<b>28</b>	<b>411</b>	<b>5,097</b>	<b>85</b>	<b>468</b>	<b>52</b>	<b>7,558</b>

### Source of Wellbeing Contact / Referral Quarter 1 2016-17

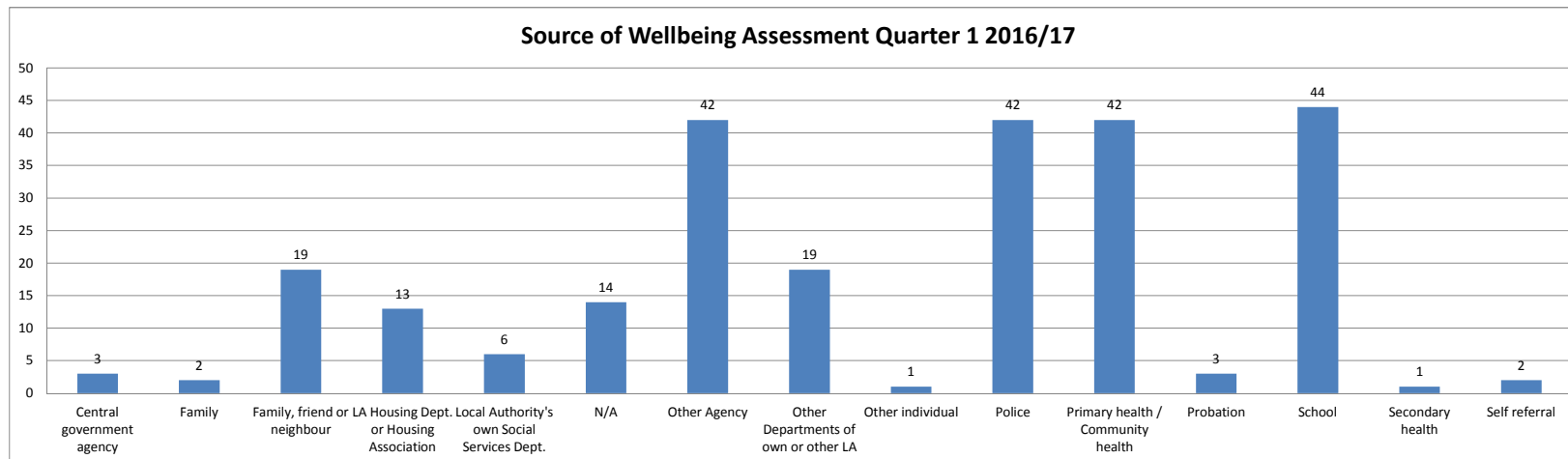




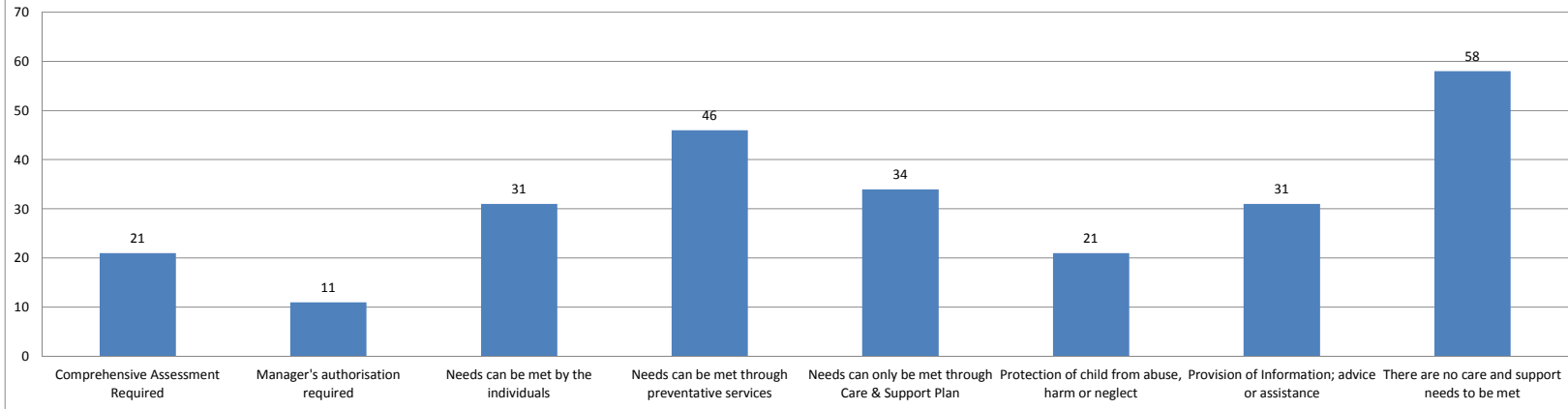
### Summary of Wellbeing Assessments Quarter 1 2016/17

Source/Outcome	Comprehensive Assessment Required	Manager's authorisation required	Needs can be met by the individuals	Needs can be met through preventative services	Needs can only be met through Care & Support Plan	Protection of child from abuse, harm or neglect	Provision of Information; advice or assistance	There are no care and support needs to be met	Grand Total
Central government agency						2		1	3
Family								2	2
Family, friend or neighbour	1		3	1	3	4	2	5	19
LA Housing Dept. or Housing Association		1		1	3	2	5	1	13
Local Authority's own Social Services Dept.			2	2	2		2		6
N/A		1	1	2	4	3		3	14
Other Agency		8	3	9	10	1	2	9	42
Other Departments of own or other LA	2	1	1	1	1	1	5	7	19
Other individual								1	1
Police	8		2	6	3	4	6	13	42
Primary health / Community health	2		8	14	5	1	5	7	42
Probation				1		1		1	3
School	8		11	8	3	2	3	9	44
Secondary health				1					1
Self referral					2				2
<b>Grand Total</b>	<b>21</b>	<b>11</b>	<b>31</b>	<b>46</b>	<b>34</b>	<b>21</b>	<b>31</b>	<b>58</b>	<b>253</b>

*N/A = Wellbeing Assessment did not originate from Contact / Referral and there are no source questions on Wellbeing Assessment*



**Outcome of Wellbeing Assessments Quarter 1 2016/17**



**Source of Wellbeing Assessment by Outcome Quarter 1 2016/17**

